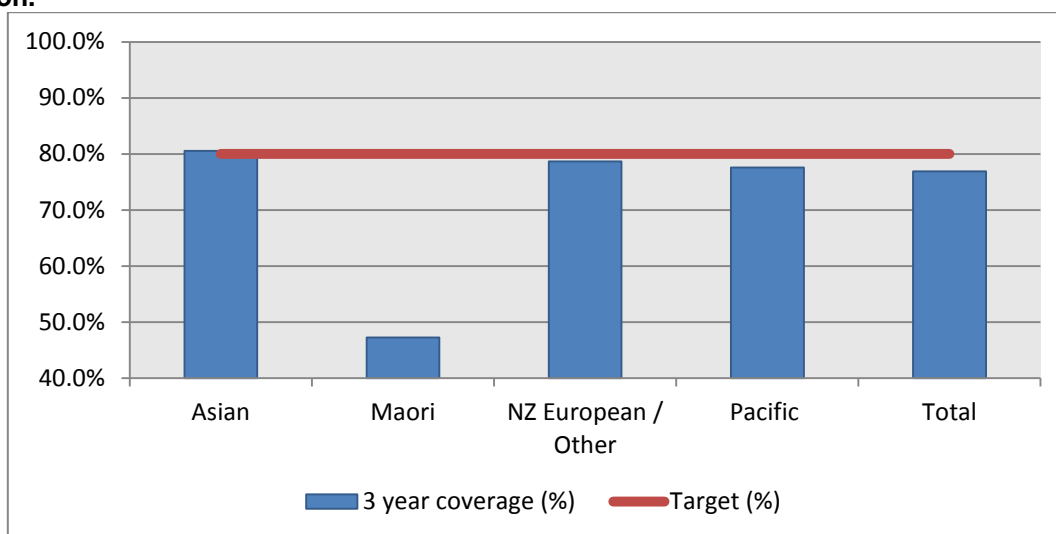


1. NCSP coverage – South Canterbury DHB Region – 31 Dec 2012 quarter

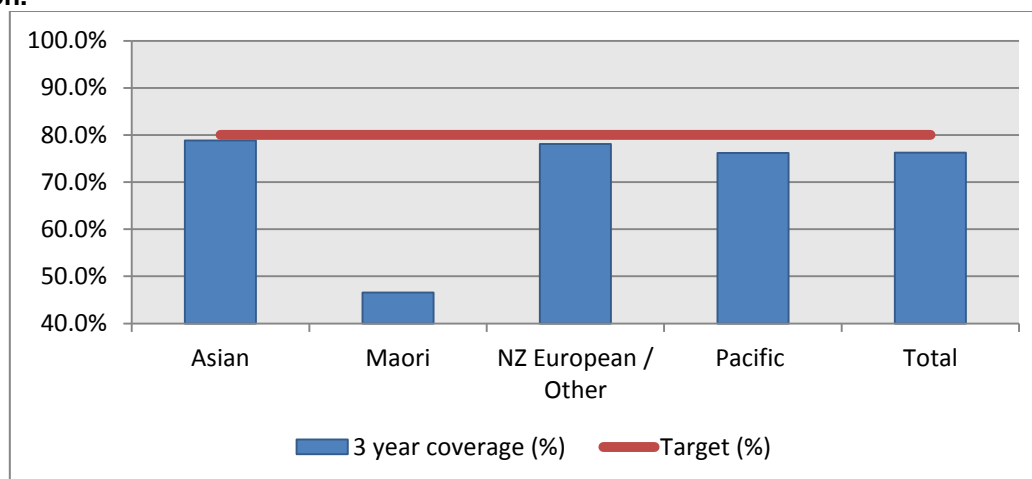
25-69 year old women screened in the three years to 31 December 2012, as a proportion of the hysterectomy adjusted 2006 Census based female population in the South Canterbury DHB Region.



	Population	3 year coverage (n)	3 year coverage (%)
Asian	286	230	80.5%
Maori	789	373	47.3%
NZ European / Other	12,451	9,794	78.7%
Pacific	90	70	77.5%
Total	13,616	10,467	76.9%

2. NCSP coverage – South Canterbury DHB Region – 30 Sep 2012 quarter

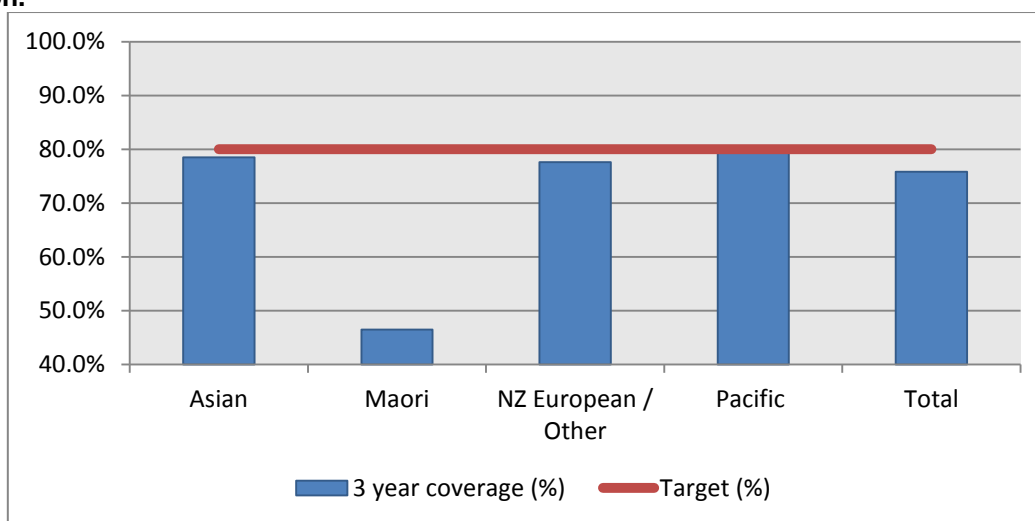
25-69 year old women screened in the three years to 30 September 2012, as a proportion of the hysterectomy adjusted 2006 Census based female population in the South Canterbury DHB Region.



	Population	3 year coverage (n)	3 year coverage (%)
Asian	284	224	78.8%
Maori	784	365	46.5%
NZ European / Other	12,454	9,721	78.1%
Pacific	88	67	76.2%
Total	13,610	10,377	76.2%

3. NCSP coverage – South Canterbury DHB Region – 30 June 2012 quarter

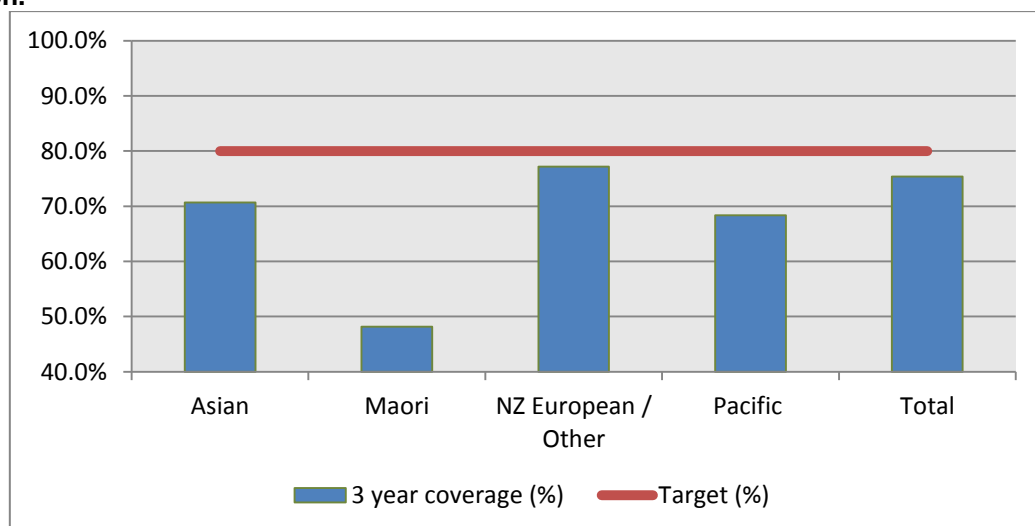
25-69 year old women screened in the three years to 30 June 2012, as a proportion of the hysterectomy adjusted 2006 Census based female population in the South Canterbury DHB Region.



	Population	3 year coverage (n)	3 year coverage (%)
Maori	779	362	46.5%
NZ European / Other	12,456	9,663	77.6%
Pacific	86	68	79.5%
Total	13,604	10,315	75.8%

4. NCSP coverage – South Canterbury DHB Region – 31 March 2012 quarter

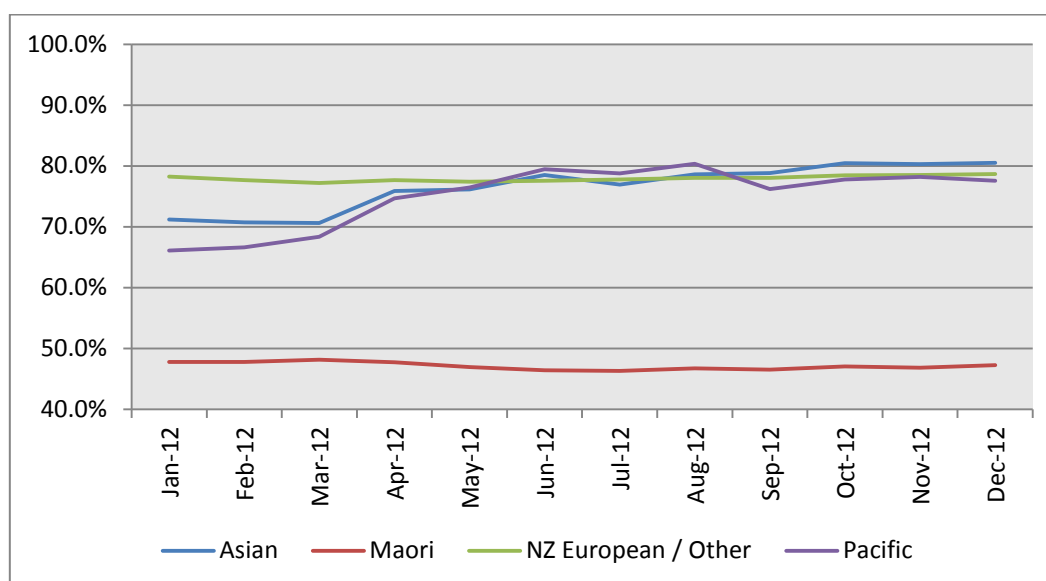
25-69 year old women screened in the three years to 31 March 2012, as a proportion of the hysterectomy adjusted 2006 Census based female population in the South Canterbury DHB Region.



	Population	3 year coverage (n)	3 year coverage (%)
Asian	282	199	70.7%
Maori	772	372	48.2%
NZ European / Other	12,472	9,627	77.2%
Pacific	88	60	68.4%
Total	13,614	10,258	75.3%

5. NCSP summary monthly coverage to 31 Dec 2012 – South Canterbury DHB

Monthly coverage trends for 25-69 year old women screened in the three years to 31 December 2012 by Ethnicity, as a proportion of the hysterectomy adjusted 2006 Census based female population in the South Canterbury DHB region.



Target: 80% for all population groups by 31 December 2014.

6. How was your DHB performing as at 31 December 2012?

Rank	DHB	Dec 2012 Coverage	% change from Jan 2012	Jan 2012 Coverage
1	Taranaki	85.6%	2.2%	83.4%
2	Hawkes Bay	82.0%	1.7%	80.3%
3	Wairarapa	81.8%	-0.8%	82.6%
4	Nelson Marlborough	81.1%	1.3%	79.9%
5	Capital&Coast	81.1%	-0.8%	81.9%
6	Lakes	80.5%	0.5%	80.0%
7	Bay of Plenty	80.1%	0.1%	80.0%
8	Hutt Valley	79.9%	-0.2%	80.1%
9	Tairāwhiti	79.9%	2.3%	77.5%
10	Southern	79.1%	0.9%	78.2%
11	West Coast	78.1%	6.0%	72.1%
12	Waikato	77.6%	0.5%	77.0%
13	Auckland	77.5%	1.3%	76.2%
14	South Canterbury	76.9%	0.6%	76.3%
15	Whanganui	76.7%	-1.0%	77.7%
16	Northland	76.5%	-0.5%	77.1%
17	Waitemata	75.7%	-0.1%	75.8%
18	Canterbury	75.6%	-0.3%	75.9%
19	Mid Central	75.6%	-0.5%	76.1%
20	Counties Manukau	69.7%	0.1%	69.7%

On 1 May 2010 Southland and Otago DHBs merged to create Southern DHB.

7. NCSP summary monthly coverage to 31 Dec 2012 – National

Monthly coverage trends for 25-69 year old women screened in the three years to 31 December 2012, as a proportion of the hysterectomy adjusted 2006 Census based female population in New Zealand.

